



ophtec

Artisan.  
Artiflex.  
Artiplus.  
Master the  
art of vision.

Meet the Artilens Family:  
the world's most versatile range of iris-fixated IOLs.

A close-up photograph of a human eye, looking towards the right. The eye is partially obscured by a large, semi-transparent purple lens that covers the upper and left portions of the frame. The lens has a subtle gradient and a slight reflection, giving it a three-dimensional appearance. The background behind the eye is a soft, out-of-focus purple and white gradient.

# Master the art of vision

## Renew natural sight, keeping the natural lens intact

The human eye is a work of art. So, when helping people to regain natural sight, let's embrace nature's design. Meet our Artilens Family: the most versatile range of iris-fixated IOLs. Made to renew patients' vision, while keeping the natural lens intact. Designed with best-in-class refractive optics. For successful, safe and reversible surgery. For you, to master the art of vision.

### **Any refractive challenge and the toughest cataract cases**

Ophtec brings you a complete range of iris-fixated Phakic IOLs. With our Artisan, Artiflex and Artiplus products, you're all set to correct presbyopia, myopia, hyperopia and astigmatism. On top of that, we offer our renowned Artisan Aphakia: the world's #1 backup lens for cataract and trauma. Based on a safe and reliable platform with a track record of decades, our Artilens IOLs deliver extraordinary results – for you and your patients.



# Meet the family

Ophtec develops best-in-class IOLs, for best-in-class ophthalmologists. Our Artilens Family is a versatile line of iris-fixated lenses. For all your refractive challenges and the most complicated cataract operations. With standout optics for high-quality vision. And a highly stable one-size-fits-all design that makes your job just a little bit easier.

'My experience has been extremely positive because I can escape from doing corneal refractive surgery, I can escape from doing crystalline lens surgery, and I am getting extremely good results regarding uncorrected distance, intermediate and near vision.'

Prof. Dr. José Güell on the Artiplus for myopic presbyopic patients

## Presbyopia

### Artiplus



## Myopia & hyperopia

### Artiflex



### Artisan Myopia 204



## Cataract & trauma

### Artisan Aphakia



### Artisan Myopia 206



### Artisan Hyperopia



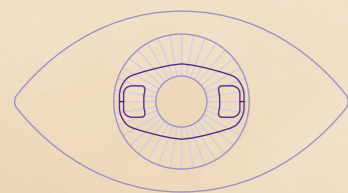
# Iris-fixation A clear philosophy

At Ophtec, we embrace nature's design of the human eye. Ever since our founder discovered the iris-fixation technique, we have a clear philosophy. When we design an IOL, we aim for optics with the quality of natural vision, while keeping the natural functions of the eye intact as much as possible.

Iris-fixation is the key to our Artilens design philosophy. With small claws, our optics are bridged over the iris and pupil, staying safely clear of a patient's natural lens. The iris has proved to be ideal for mid-peripheral fixation. Its pigmented tissue is the toughest and most resilient part of the eye. Fixating an IOL to the iris gives no clinical trauma. At the same time, the lens will not rotate or tilt. Providing stable and predictable results, even for astigmatic patients.

Iris-fixation – this is why

- ✓ Fixed on the most resilient tissue
- ✓ Keeping the natural lens intact
- ✓ Over 4 decades of proven success
- ✓ No postop rotation
- ✓ One-size-fits-all



Artilens IOL fixed to the non-moving iris periphery, allows free pupil movement and dilatation.



## Still going strong

It was Ophtec's founder, Prof. Dr. Worst, who invented the very first lenses that were clipped to the iris in 1978. From his experience in surgery, he found iris tissue to be extremely durable and resilient. This led to his 'iris claw' concept: fixing a lens directly onto the iris. The Artisan Aphakia IOL was born. In 1986, after 10 years of successful use for cataract patients, Ophtec also applied the concept to refractive surgery. Today, our iris-fixation method has the longest design history of any IOL still in use. And it is still going strong.

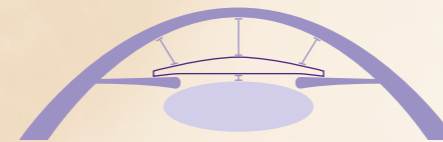
# From aphakic to phakic

## Results that last

What started with the Artisan Aphakia, has evolved into a complete range of phakic IOLs (pIOLs). All with one common denominator: amazing optics combined with the power of the iris-fixating technique.

## Safe, stable and versatile

We think it's safe to say we have created one of the most versatile IOL platforms in the world. Just take a look at more than 25 years of available clinical data. It shows that our iris-fixated phakic IOLs are as effective as they are safe. The phakic Artilens products are highly stable and a one-size-fits-all solution. To give a broad range of different patients clear vision.



Safety profile of the Artilens allows significant distance from the endothelium and from the natural lens.

## A natural choice

Our lenses offer doctors and patients a powerful alternative for contacts and LASIK surgery. Unlike laser surgery, these phakic IOLs leave the natural cornea intact. And even more important: clinical studies prove that pIOL implementation results in sharper vision, with a superior subjective quality of vision (1). Our new presbyopia correcting Artiplus even showcases a 98% patient satisfaction rate (5).

With the widest diopter range available, there's an Artilens available for almost every patient.

## The eye's best friend

Another great benefit of our iris-fixated pIOLs is that they work perfectly together with the natural functions of the human eye. They allow natural accommodation to continue with age. Compared to laser surgery, the cornea is better preserved. Resulting in less unintended side effects and prevents future issues with cataract lens calculation (2). And once you selected the right patient, the average endothelial cell loss after iris-fixated pIOL implantation will not differ from procedures like corneal refractive surgery or even compared to unoperated eyes (4). The endothelial cell loss follows the natural process of aging.

## Sources:

- (1) Albarran-Diego, C., et al. (2012). "Foldable iris-fixated phakic intraocular lens vs femtosecond laser-assisted LASIK for myopia between -6.00 and -9.00 diopters." J Refract Surg 28(6): 380-386.
- (2) van Philips, L. A. (2011). "Higher-order aberrations after iris-fixated foldable phakic intraocular lens implantation and wavefront-guided photorefractive keratectomy for the correction of myopia." J Cataract Refract Surg 37(2): 284-294.
- (3) Mariano Royo, Ángel Jiménez, David P. Piñero (2023) Long-term safety and efficacy of a foldable iris-fixated phakic intraocular lens for the correction of myopia. Int Ophthalmol. 2023 Dec; 43(12):4491-4502
- (4) Morral, M., et al. (2016). "Paired-eye comparison of corneal endothelial cell counts after unilateral iris-claw phakic intraocular lens implantation." J Cataract Refract Surg 42(1): 117-126.
- (5) J. Güell, R.M.M.A. Nuijts, J. J.A. Durán de la Colina, M. Royo Sans, CMChoe, JH Choi, SH Chung, H Koh (2023). Functional outcomes of the phakic Artiplus Presbyopic Multifocal Intraocular Lens. International multi-center clinical trial



CTF

## Presbyopia Artiplus



### A big plus

Finally, a presbyopia correcting phakic IOL with clear vision at any distance. To help presbyopia patients regain natural eye sight and become spectacle independent. Designed with a multi-segmented CTF optic that offers a smooth transition from far to near. Based on our trusted, safe and effective Artiflex platform. Showing proven excellent patient outcomes. The new Artiplus is a big plus – for ophthalmologists and patients.

Foldable iris-fixated phakic IOL, with a CTF (Continuous Transitional Focus) optic for correcting presbyopia.

- ✓ Natural vision at all distances
- ✓ Minimum risk for glare and halos
- ✓ One-size-fits-all
- ✓ Over 98% patient satisfaction

Optic powers (0.5 increments):  
-15.0 D to +2.0 D  
Add power +2.5 D



Discover all  
specs and  
publications

New

Expected  
in 2025

### Artiplus Toric



All advantages of Artiplus for your presbyopia patients with astigmatism. This toric IOL is highly stable, doesn't allow any postop rotation and offers your patients a swift recovery.

CTF

# Beyond multifocality Full range of vision with CTF

At Ophtec, we are driven by perfection. We push ourselves to give patients perfect eyesight – finding optics that are as close to natural vision as possible. Our patented Continuous Transitional Focus (CTF) technology goes beyond multifocality. Artiplus with CTF is designed with multiple segments, offering a full range of vision with a smooth, continuous transition. Giving your patients truly natural vision at all distances with outstanding quality.



## All in a single lens

- ✓ Full range of vision with smooth continuous transition
- ✓ Purely refractive
- ✓ Aberration free optics
- ✓ Closely spaced multiple elongated focal points

## At all distances

- ✓ Far defocus (0.0D):  $-0.08 \pm 0.07$  logMAR
- ✓ Near defocus (-2.5D):  $0.06 \pm 0.11$  logMAR
- ✓ 87% of eyes achieve 0,1 logMAR or better UNVA

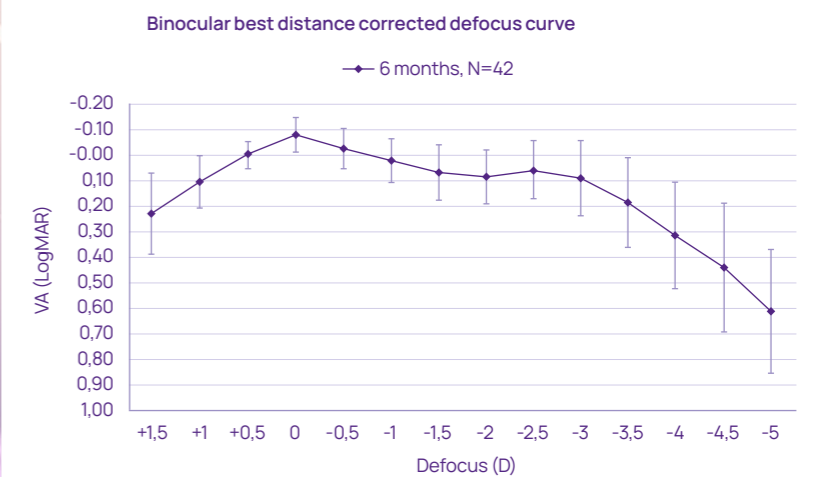


Figure 1. Binocular best distance corrected defocus curve.

Body Ø 6.0 mm  
Overall Ø 8.5 mm

# Myopia Artiflex Myopia



Artiflex is designed to correct myopia. It has proven to be one of the world's safest and most efficacious IOLs for young refractive patients. Fixated on the iris, it stays clear of the natural lens. Artiflex provides patients with high quality vision, and spectacle independence. A perfect option for ophthalmologists who seek safe and reliable results. With a track record of more than two decades to prove it.

Foldable iris-fixated phakic IOL designed to correct myopia.

- ✓ Small incision, 3.2 mm
- ✓ Reversible treatment
- ✓ One-size-fits-all
- ✓ Optimal clearance from vital tissues

Optic powers (0.5 increments):  
-14.5D to -2.0D

## Artiflex Toric



All advantages of Artiflex Myopia, for your patients with astigmatism. This toric IOL is designed for the spherical and cylindrical correction of low, moderate and high myopic eyes. With excellent quality of vision and no postop rotation, this IOL has proven to be highly successful.

Optic powers (0.5 increments):  
Sphere: -13.5 D to -1.0 D  
Cylinder: -5.0 D to -1.0 D



Discover all  
specs and  
publications



Discover all  
specs and  
publications



## Myopia & Hyperopia Artisan



Our phakic Artisan lenses are an effective, safe and affordable solution for young patients with high myopia or hyperopia. Giving them good quality of vision and aiming for spectacle independence, even when they have extremely high ametropia. Fixated on the iris, these IOLs stay clear of the natural lens. Our Artisan products have been around for more than 25 years; they've passed the test of time. To the present day, they provide a stable and predictable solution to correct myopia and hyperopia.

Reliable and stable iris-fixated phakic IOLs, to correct myopia and hyperopia.

- ✓ Long-term safety
- ✓ Reversible treatment
- ✓ One-size-fits-all
- ✓ For a wide range of diopters

### Artisan Toric



All advantages of our phakic Artisan lenses, for your patients with astigmatism. This toric IOL is designed for the spherical and cylindrical correction of myopic and hyperopic eyes. With a versatile fixation method, that prevents postop rotation or decentration. For spectacle independence with excellent quality of vision.

Optic powers (0.5 increments):  
Sphere: -22.0 D to +14.0 D  
Cylinder: -7.5 D to -1 D



Discover all  
specs and  
publications



### Artisan Myopia 206



A reliable and stable iris-fixated IOL to correct myopia. Also for very high ametropia. The very first FDA-approved phakic IOL – still going strong.

Optic powers (0.5 increments):  
-23.5 D to -1.0 D



Discover all  
specs and  
publications

### Artisan Myopia 204



A reliable and stable iris-fixated IOL to correct myopia, much like the Artisan 206. Due to the larger optic, the 204 is recommended for patients with impaired night vision.

Optic powers (0.5 increments):  
-15.5 D to -1.0 D



Discover all  
specs and  
publications

### Artisan Hyperopia



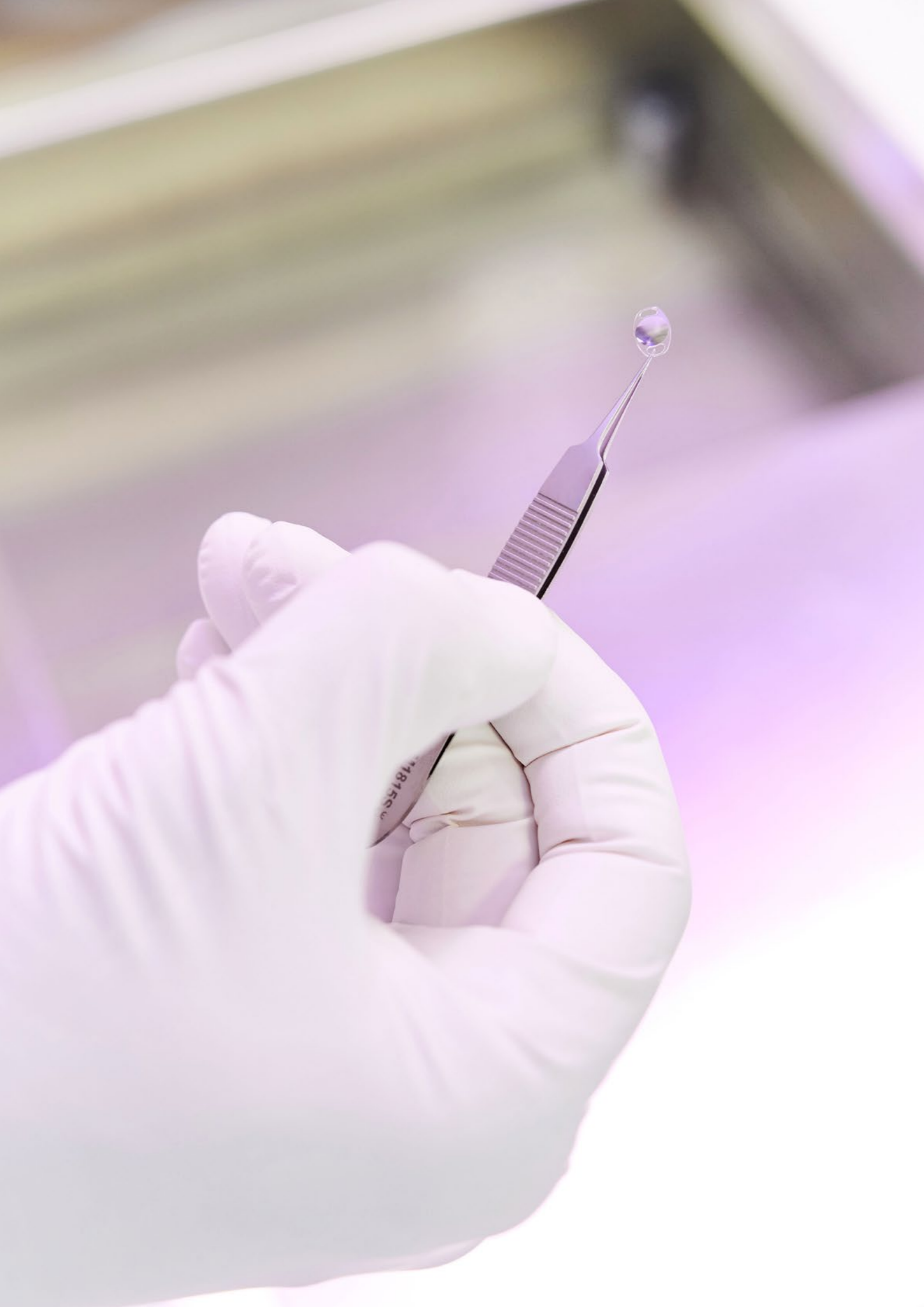
A reliable and stable iris-fixated IOL to correct hyperopia. With a one-size-fits-all design and optimal clearance from vital tissues.

Optic powers (0.5 increments):  
+1.0 D to +12.0 D



Discover all  
specs and  
publications





## #1 backup lens Artisan Aphakia



When surgery gets complex, you're glad to have Artisan Aphakia by your side. The world's #1 backup lens in complicated cataract and trauma cases. The iris-fixated Artisan Aphakia is ready to help patients who have lost their capsular bag or who have zonular issues.

It is a predictable, safe, high-precision implant that you can truly rely on. We know we do: this IOL was the very first in our range of iris-fixated IOLs. And after 4 decades of success, it is still the #1 choice of ophthalmologists for complicated cataract cases.

PMMA iris-fixated IOL designed to correct aphakia.

- ✓ Long-term clinical experience
- ✓ Predictable, stable, reliable
- ✓ Also suitable for retro-pupillary fixation

Optic powers:  
+2.0 D to +14.0 D (1.0 D increments)  
+14.0 D to +25.0 D (0.5 D increments)  
+25.0 D to +30.0 D (1.0 D increments)

### Versatile placement

The Artisan Aphakia can be fixated in the anterior chamber (AC) as well as in the posterior chamber (PC).




Discover all  
specs and  
publications

# Surgical procedures Step-by-step precision

Curious about the implantation of our iris-fixated Artilens IOLs? We'll guide you with step-by-step surgical procedures for:

- ✓ Artiplus & Artiflex
- ✓ Artisan Phakic
- ✓ Artisan Aphakia Retropupillary
- ✓ Artisan Aphakia Anterior fixation

 See the surgical procedures

# Training course Master your art

We offer ophthalmologists training courses in using our iris-fixated IOLs. The training is packed with all the essential theoretical knowledge and practical experience you need for the successful implantation of our Artilens products. It covers both prepupillary and retropupillary implantation, through presentations and hands-on experience in dry and wet labs. Created for you, to master your art.

 Register now



# Instruments Sharpest tools

For the safe and precise implantation of our Artilens IOLs, we offer a range of reliable surgical instruments. Implantations forceps, lens manipulators, enclavation needles and more - everything to get the job done.

 Discover our instruments





Erwin Bouwman  
Manager Clinical Research

# IOL overview

## Artilens at a glance

Our iris-fixated IOLs are the most versatile range of refractive lenses in the world. With a proven safe and effective solution, for whoever's in your chair.

### Calculation service

#### Get your numbers straight

Get off to a good start. Before any surgery you want your IOL power calculations to be as precise as your incision. That is why we offer refractive ophthalmologists our phakic IOL power calculation service. When things get tricky, our experts are ready to help you.



Find out more

### Science compendiums

#### Know more, be sure

Our iris-fixated lenses are best in class. But don't just take our word for it. On our website we've compiled an extensive selection of clinical science compendiums for our IOLs. Simply access them by scanning the QR code below.



Find out more

For patients with	Your choice	Diopter range	Size	Material	Toric	Age range
Presbyopia	Artiplus	+2.0 D to -15.0 D	Body: 6.0 mm Overall: 8.5 mm	Optic: Polysiloxane Haptic: PMMA	✓	40-60 years
Myopia	Artiflex	-2.0 D to -14.5 D	Body: 6.0 mm Overall: 8.5 mm	Optic: Polysiloxane Haptic: PMMA	✓	18-35 years
Myopia	Artisan Myopia 206	-1.0 D to -23.5 D	Body: 5.0 mm Overall: 8.5 mm	PMMA	✓	18-35 years
Myopia	Artisan Myopia 204	-1.0 D to -15.5 D	Body: 6.0 mm Overall: 8.5 mm	PMMA	✓	18-35 years
Hyperopia	Artisan Hyperopia	+1.0 D to +12.0 D	Body: 5.0 mm Overall: 8.5 mm	PMMA	✓	18-35 years
Cataract	Artisan Aphakia	+2.0 D to +30.0 D +14.5 D to +24.5 D	Optic: 5.0 mm, biconvex* Body: 5.4 mm Overall: 8.5 mm	PMMA		18+ years

\* +2.0 D to +9.0 D Convex-plano

# About Ophtec

## We are here

At Ophtec, we are driven to improve vision. We know what it's like to be an ophthalmologist: we were founded by one. We create ingenious products and solutions, and work closely together with ophthalmologists around the world. Together, we make people see clearly.

We are here, for you to do the best job possible.

**Ophtec. Clearly.**

## Global Head Office

Schweitzerlaan 15  
9728 NR Groningen  
The Netherlands

+31 50 525 19 44  
info@ophtec.com  
ophtec.com



Contact  
information  
for all our local  
offices

'Any question.  
Any challenge.  
We're just a  
phone call away.'

Úrsula Jaén Pérez  
Product & Business Development  
Specialist



